

KIWATEK

TAWA-T2240

2U 4BAY + PCI/PCIE SLOT

Dimensions:

482.8mm(W) x 461.5mm (D) x 88.0 mm (H) (19.0" x 18.2" x 3.46")

Motherboard Spec.

For Mini-ITX (DUAL SYSTEM)

Front Panel:

(Power SW x 1 . Power LED x 1 . HDD LED x 1 .
USB Port x 2 . Compact flash cutoff hole x 1) x 2 set .
Lock x 1 .

Back Panel:

(Standard I/O shield (not included) x 1 . AC SOCKET x 1 .
Expansion PCI/PCI-E slot x 1) x 2 set

Drive bays:

INNER : 3.5" HDD x 2 + 2.5" HDD x 2
OUTER : Extranal 3.5" SATAII HDD Tray x 4

Cooling Fan:

8 cm Fan x 2 (Front side)
8 cm Fan x 2 (Side)

Power Input:

POWER SUPPLY 250W x 2 or
C9 (120W) Converter x 2

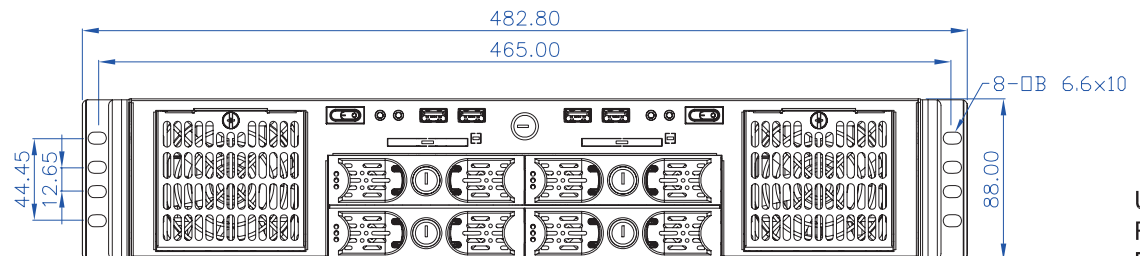
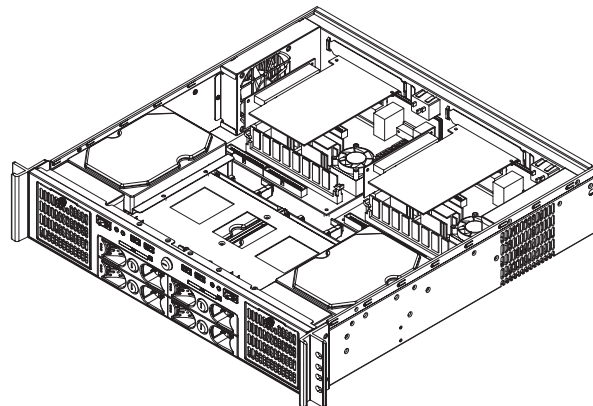
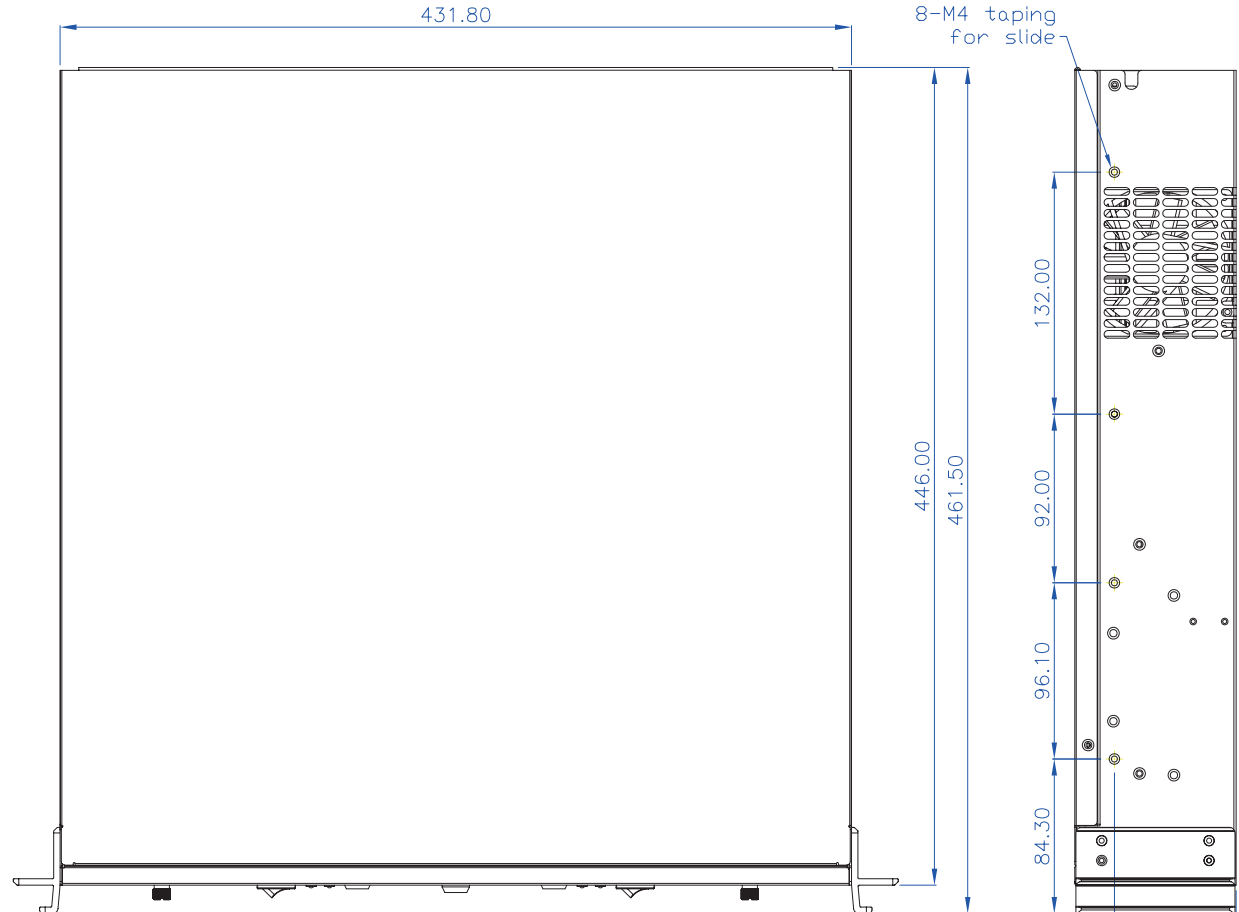
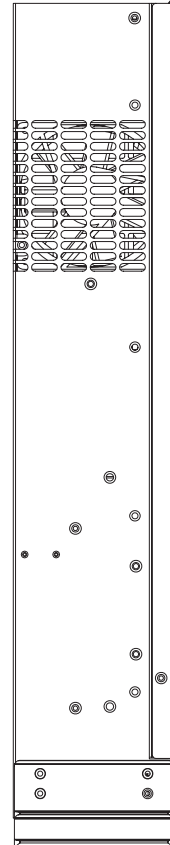
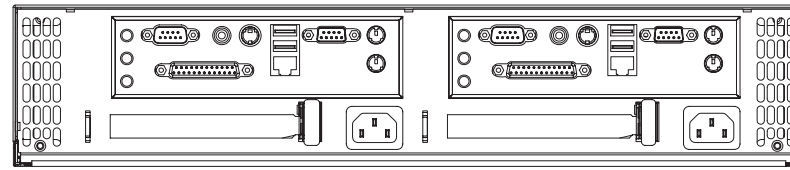
Construction:

Metal chassis
Low Operation temperature

Certifications:

CE approval
FCC approval

RoHS Compliant



UNIT : mm
Rev : 3
Date : 2010.04.28
PAGE : 1 / 1