

KIWATEK TAWA-T4802-1

Dimensions:

427.00mm(W) x 440.8mm (D) x 176.6 mm (H)

Motherboard Spec.

For Backplane Board
Support 14 port PCI card/PCI long card

Front Panel:

Power SW x 1 . Power LED x 1 . HDD LED x 1
USB(1x2) x 1 .

Drive bays:

INNER : 5.25" ODD x 3
3.5" HDD x 1

Cooling Fan:

12 cm Fan x 1 2Ball-Bearing (Front +Filter)
8 cm Fan x 2 2Ball-Bearing (Rear)

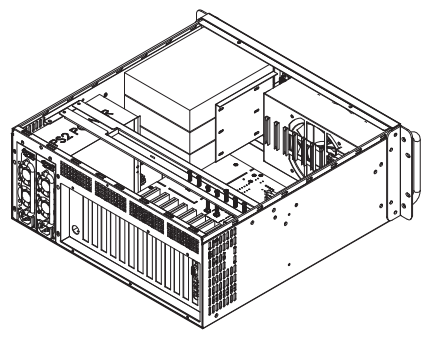
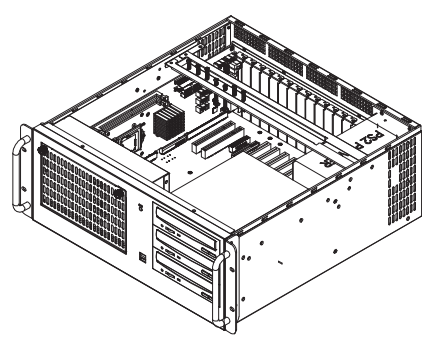
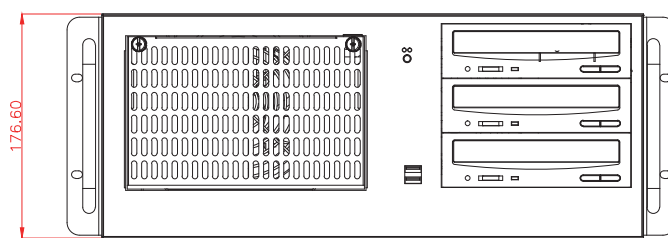
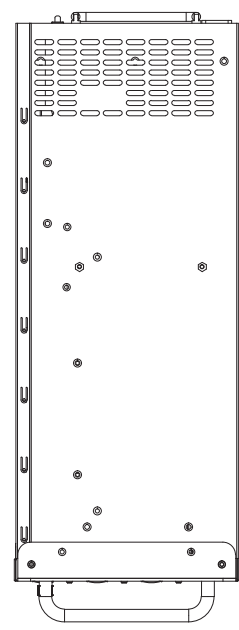
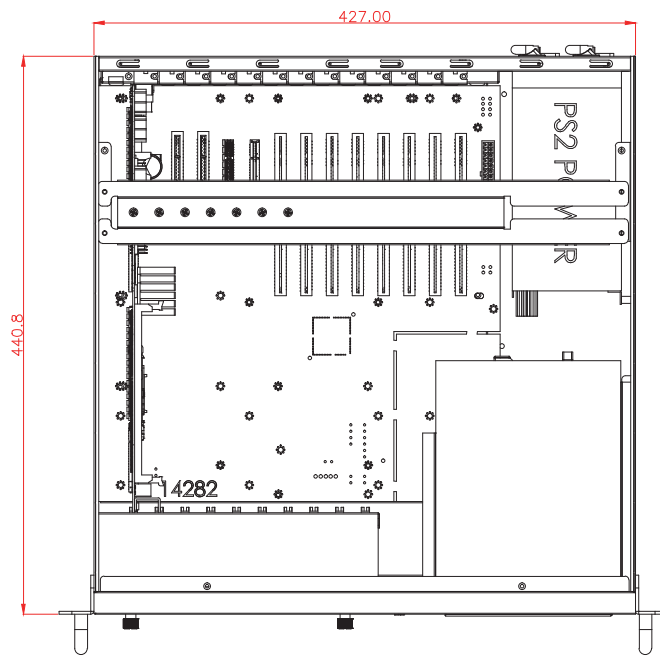
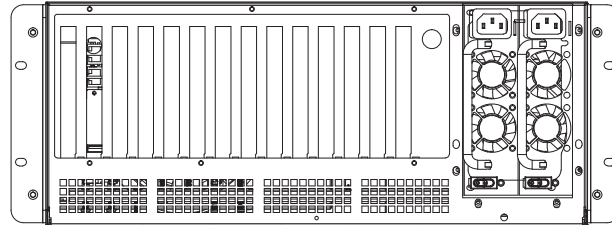
Power Input:

PS2 POWER SUPPLY or
Mini-Reduntant POWER

Construction:

Metal chassis
Low Operation temperature

RoHS Compliant



UNIT : mm
Rev : A2
Date : 2020.02.14