

KIWATEK

TAWA-T48240 4U 26.8" ATX12*13 Server Chassis

Dimensions:

482.6mm(W) x 681.8mm (D) x 171.8 mm (H) (19" x 26.8" x 6.8")

Motherboard Spec.

For 12"x13" SERVERBOARD
Support 7 port PCI card/PCI long card

Front Panel:

Power SW x 1 . Power LED x 1 . HDD LED x 1
USB(1x2) x 1 .
3.5"HDD Hot-Swap Trays x 24

Drive bays:

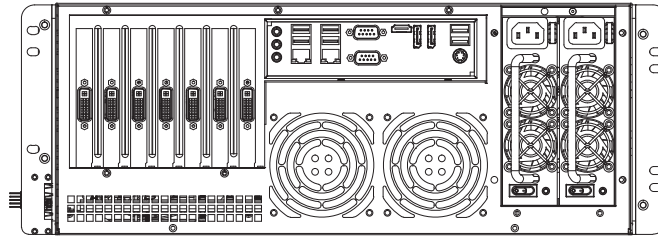
INNER : 2.5" HDD x 2

Cooling Fan:

12 cm Fan x 3

Power Input:

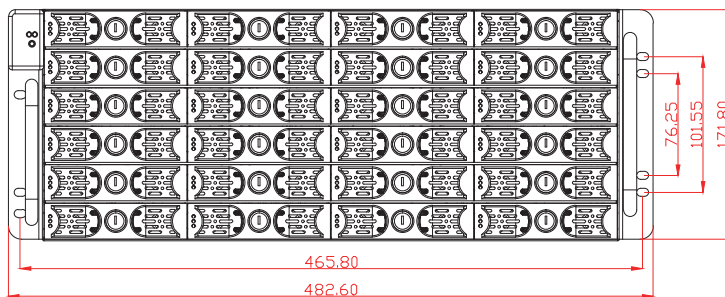
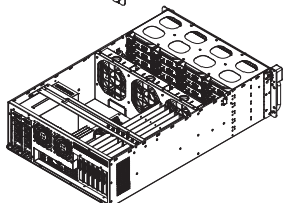
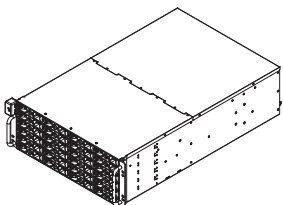
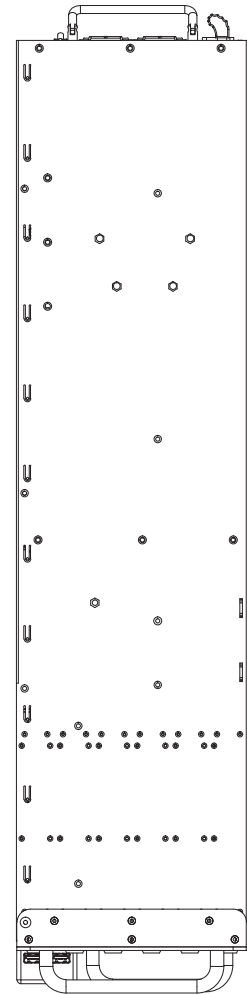
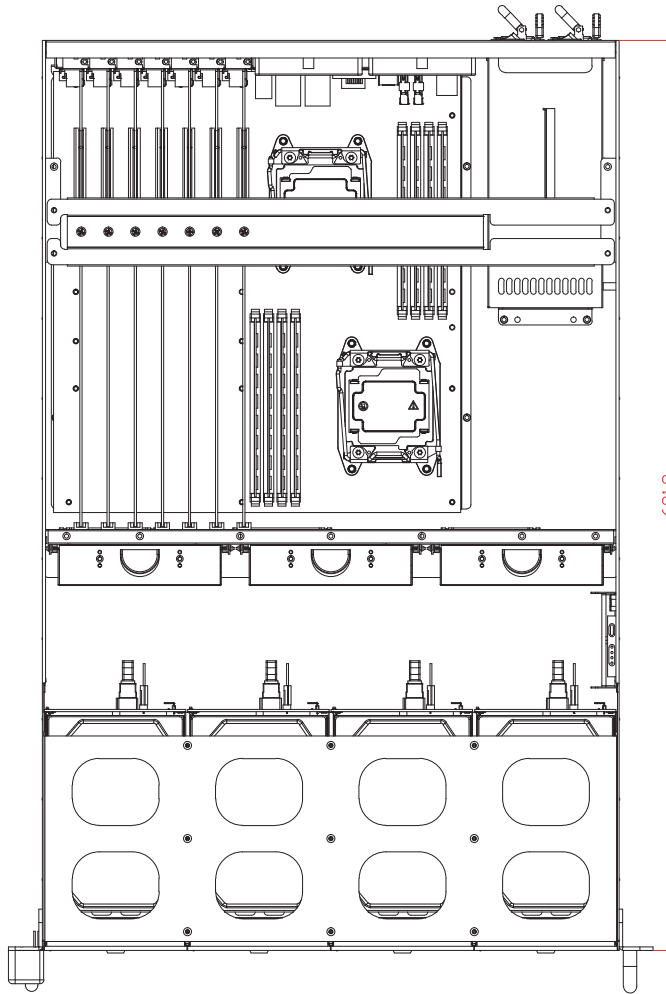
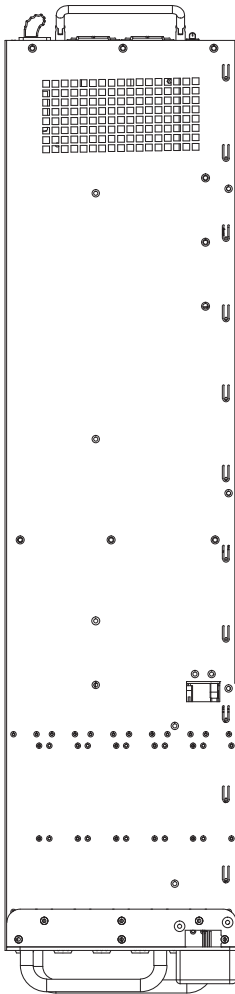
PS2 POWER SUPPLY 300W~1200W
Mini-Reduntant 300W+300W or 400W+400W



Construction:

Metal chassis
Low Operation temperature

RoHS Compliant



UNIT : mm
Rev : 1.0
Date : 2013.02.06